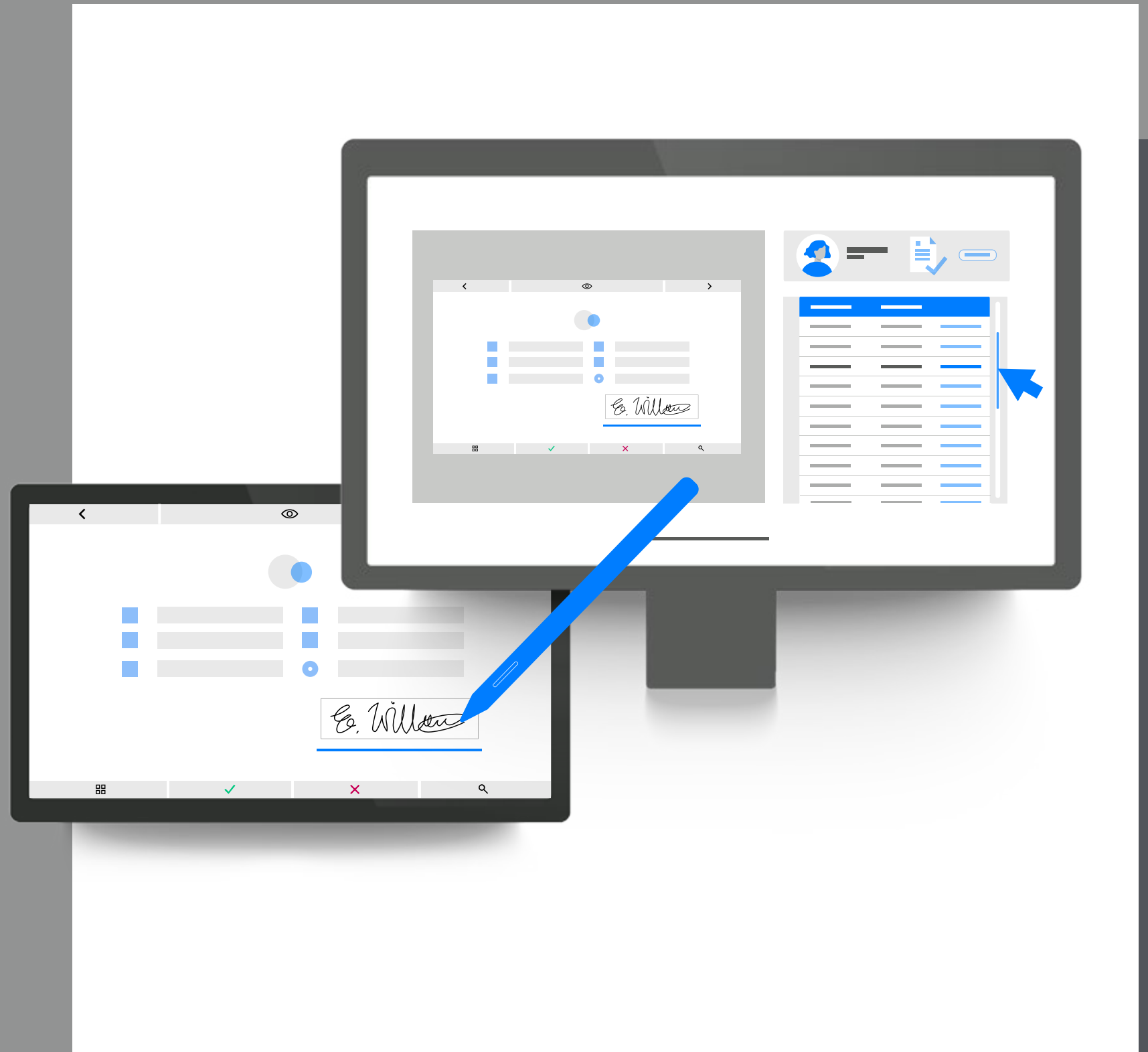


Data Sheet

# Wacom Ink SDK for multi-display

*Efficient,  
secure  
in-person  
signing*



WACOM® for Business

wacom®  
Ink SDK



## Why Wacom Ink SDK for multi-display?

*Convenient customer  
signature capture*

Front-desk employees in many industries need to work with customers on documents simultaneously. Wacom Ink SDK for multi-display enables this with maximum efficiency, privacy and security.

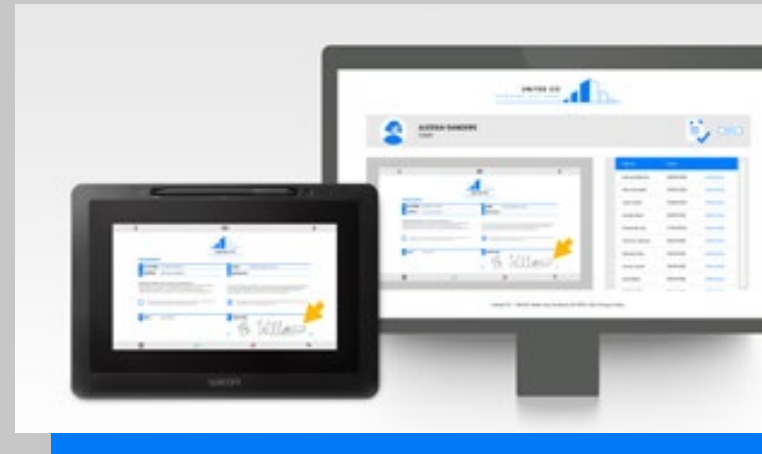
### **Safe in-person signing**

In-person signatures are needed whenever important decisions must be made or personal consent captured. But modern organizations demand 100% digital processes, and hygiene concerns discourage people from using shared devices. Windows-compatible Wacom Ink SDK for multi-display enables customers to view and sign documents onsite separately via a pen display, while the clerk works on their own PC - no mouse sharing required.



# Wacom Ink SDK for multi-display

*Key  
functionality*



- 1 Efficiency multiplied**

The SDK works by enabling documents to be viewed simultaneously on a computer and a Wacom pen display, without sharing mouse control. So, while working on the front-desk computer, an employee can enable a customer to view and sign electronic documents on the pen display. Meanwhile the employee can continue working on their computer, while also saving the signed customer document in real time. Separate devices are used and social distancing is maintained at all times.



- 2 Secure content control**

The clerk controls the content shown on the pen display from his or her computer. This content can be a PDF document or a web page. The customer can view and sign with a digital pen or by touch, depending on the device, and complete data using a virtual keyboard. This content is visible on both devices, but the customer has access to a privacy mode which overrides this visibility when entering personal details such as passwords.



- 3 Dual functionality**

In addition, when not being used by a customer, the pen display can be used to show other content such as advertising or special offers.

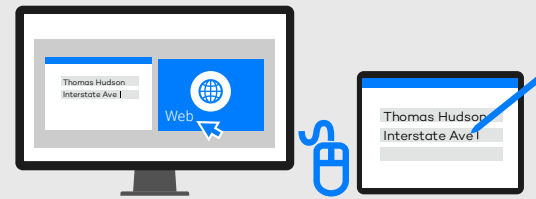
# Wacom Ink SDK for multi-display *Benefits*

1. Maximum process efficiency, as desk clerks can continue to work while customers complete and sign forms.
2. Straightforward compliance with data privacy laws via the customizable privacy mode.
3. Minimizes hygiene concerns by ensuring separate device usage and socially distant interaction.
4. Intuitive customer experience with a familiar form completion and signing experience using a digital pen.

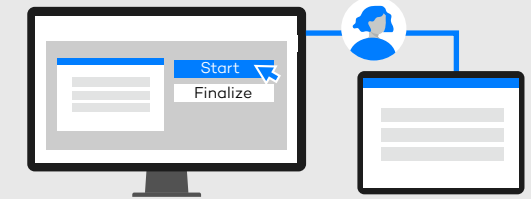


Please follow the link to download:  
[wacom.com/multi-display-sdk](https://wacom.com/multi-display-sdk)


## TYPICAL OVER-THE-COUNTER DIGITAL DOCUMENT WORKFLOW USING WACOM INK SDK FOR MULTI-DISPLAY




**01 INDEPENDENT MOUSE CONTROL:**  
At a counter or desk, a clerk and a customer can work independently and simultaneously on a PC screen and pen display.




**02 WORKFLOW CONTROL:**  
This enables the clerk to control the content shown on the pen display and manage the workflow.



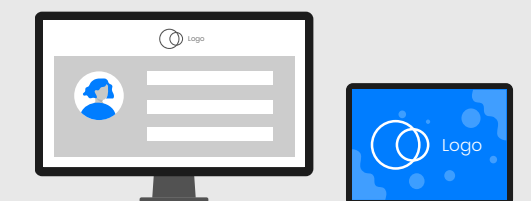
**03 CUSTOMER DATA CAPTURE:**  
Via the SDK, the clerk enables the customer to complete and sign documents over the counter.



**04 PRIVACY GUARANTEED:**  
The SDK enables the customer to stop screen mirroring when entering data outside of the form, such as an account login password, so that the data is not visible to the clerk.



**05 ADDITIONAL SECURITY:**  
Rather than displaying the actual document on the pen display, the SDK ensures only a background image and AcroFields are used to capture customer data.




**06 ADS IN IDLE MODE:**  
When the pen display is not being used for form-filling or signing, it enters idle mode and can display ads and other information.

# Wacom Ink SDK for multi-display

## *Use cases*

The SDK for multi-display is ideal for any in-person signing or form-filling use case where clerk and customer need to interact on a document without compromising security or hygiene. Typical deployment scenarios include:



**Hotel reception desks,** where guests need to register their arrival and pay on departure.



**Clinics and hospitals,** where patients need to sign in and provide consent.




**Repair shops,** where customers need to drop off and collect their devices.



**Rental car outlets,** where customers need to pick up and return their vehicles.



**Local government offices,** where citizens need to complete forms and confirm their identity.



**Banks,** where customers need to complete and sign important financial documents.



# Wacom Ink SDK for multi-display *Hardware Pairings*

Below is a range of supported Wacom devices which operate seamlessly with Wacom's Ink SDK for Multi-Display. To select hardware that fits best for you, all supported input modes and display orientations are shown under each model number.



**DTU-1141B**  
pen, landscape



**DTH-1152**  
pen and touch, landscape  
and portrait mode




**DTK-1660E**  
pen, landscape and  
portrait mode



**DTK-2451** pen, landscape  
**DTK-2452** pen and touch, landscape



# More human



# More digital



## Japan (HQ)

For more information please contact:

Wacom Co., Ltd. · Sumitomo Fudosan Shinjuku Grand Tower 31F, 35F,  
8-17-1 Nishi-Shinjuku, Shinjuku-ku, Tokyo 160-6131, Japan  
vm-info@wacom.co.jp · 03-5337-6706



## Americas

For more information please contact / Pour de plus amples informations,  
veuillez contacter / Para obtener información adicional, póngase en contacto  
con: Wacom Technology Corporation · 1455 NW Irving Street, Suite 800 |  
Portland, OR 97209 USA  
esign@wacom.com · 1-503-525-3100



## Europe, Middle East and Africa

For more information please contact / Pour de plus amples informations,  
veuillez contacter / Para obtener información adicional, póngase en contacto  
con: Wacom Europe GmbH · Zollhof 11-15, 40221 Düsseldorf, Germany  
solutions@wacom.eu · +49 211 385 48 0



## China

For more information please contact:

Wacom China Corporation · 518, West Wing Office, China World Trade Center,  
No. 1 Jianguomenwai Avenue, Chaoyang District, Beijing 100004, China  
e-signature@wacom.com · 400-810-5460

## Hong Kong

For more information please contact:

Wacom Hong Kong Ltd. · Unit 1610, 16/F, Exchange Tower, 33 Wang Chiu Road  
Kowloon Bay, Hong Kong  
e-signature@wacom.com · +852 2573 9322



## Australia

For more information please contact:

Wacom Australia Pty. Ltd. · Ground floor, Building 1, 3 Richardson Place,  
North Ryde, NSW, 2113, Australia  
Contactapbs@Wacom.com · +61 2 9422 6730

## Korea

For more information please contact:

Wacom Korea Co., Ltd. · Rm #1211, 12F, KGIT Sangam Center, 402 Worldcup  
Bukro, Mapo-gu, Seoul 03925, Korea  
Contactapbs@Wacom.com · 080-800-1231

## Singapore

For more information please contact:

Wacom Singapore Pte. Ltd. · 5 Temasek Boulevard, #12-09, Suntec Tower Five,  
Singapore 038985, Contactapbs@Wacom.com · (503) 525-3100

## India

For more information please contact:

Wacom India Pvt. Ltd. · 426, Tower B, DLF Building Jasola District Centre,  
Mathura Road, New Delhi 110025 India, Contactapbs@Wacom.com  
Customer Support: 000-800-100-4159, +91-11-47239412

WACOM® for Business

[wacom.com/for-business](https://wacom.com/for-business)

© 2021 Wacom Co., Ltd.